

6★lbreath®

MOBILE PRODUCTS



MODEL: U5-OR-174



MODEL: LCH WITH
TOWER CARRIER

MODEL: TT-OR-176

CABLE HOISTS • HOOK HOISTS • CONTAINER HANDLERS • TRAILERS

TABLE OF CONTENTS

TRUCK

Roll-Off Cable Hoists	4
• 40,000 lb. Capacity » Tandem Axle	6
• 50,000 lb. Capacity » Tandem Axle	6
• 60,000 lb. Capacity » Tandem Axle	6
• 75,000 lb. Capacity » Tandem Axle	10
• 8,000 lb. Capacity » Single Axle	12
• 20,000 lb. Capacity » Single Axle	12
• 25,000 lb. Capacity » Single Axle	13
• 30,000 lb. Capacity » Single Axle	14
Hook-Lift Hoists	15
• 30,000 lb. Capacity » Tandem Axle	17
• 30,000 lb. Capacity » Single Axle	17
• 40,000 lb. Capacity » Tandem Axle	17
• 50,000 lb. Capacity » Tandem Axle	17
• 60,000 lb. Capacity » Tandem Axle	18
• 9,000 lb. Capacity » Single Axle	19
• 13,000 lb. Capacity » Single Axle	19
• 13,000-20,000 lb. Capacity » Single Axle	19
• 20,000 lb. Capacity » Single Axle	20
Container Handlers	21
• 8,000 lb. Capacity	21

TRAILER

Trailer » Roll-Off Cable Hoists	22
• 8,000 lb. Capacity » Single Axle » Gooseneck Model	23
• 8,000 lb. Capacity » Single Axle » Bumper Hitch Model	23
• 80,000 lb. Capacity » Tandem Axle » Moveable Center Carriage	24
• 80,000 lb. Capacity » Tandem Axle » Two Container	25
• 80,000 lb. Capacity » Tri Axle » Drop Deck (Low Profile Frame)	25
• 60,000 lb. Capacity » Tandem Axle » Standard	27
• 80,000 lb. Capacity » Tri Axle » Standard	28
Pup Trailers	29
• 40,000 lb. Capacity » Two Axle	29
• 60,000 lb. Capacity » Tandem Front Axle » Tandem Rear Axle	30
• 50,000 lb. Capacity » Single Front Axle » Tandem Rear Axle	30
• 40,000 lb. Capacity » Single Front Axle » Single Rear Axle	30
Flat Bed Trailers	31
• 20,000 lb. Capacity » Tandem Axle	31

THE GALBREATH ADVANTAGE

Superior engineering and manufacturing capabilities result in products that outperform anything else on the market. Our extensive line of mobile products and option packages available provide for every hauling need and every budget. Galbreath has the most extensive line of mobile products and option packages available on the market for every hauling need and every budget. Our years of experience, innovation and our commitment to quality make us the undisputed manufacturer of choice for waste handling and recycling equipment.





ROLL-OFF CABLE HOISTS

When it comes to heavy lifting, nothing compares to Galbreath roll-off cable hoists. For over 40 years, Galbreath has set the standard by which all others are measured and is the most trusted cable hoist brand in the market.

- Outside rail cable hoists are the most common and versatile in use today
- Inside/outside rail cable hoists have rollers on the inside of the frame that line up with rails on a container to help guide it during loading. These cable hoists offer the ability to load both inside and outside rail containers
- Some models have additional benefits, such as deadlift to help load containers found in tight spaces, and extended tail models allow for low loading angles where height clearance is an issue



Automatic fold up ICC bumper



Hoist frame huck bolted to chassis
on all factory mounted hoists



STANDARD FEATURES

SAFETY

- An automatic spring-loaded container locking system, together with rear container hold downs, make Galbreath-brand hoists the safest, most reliable in the industry
- Each Galbreath-brand hoist is equipped with heavy-duty safety props to provide a fail-safe system during equipment maintenance
- Automatic air assist fold-up ICC bumper is standard on most models

DURABILITY

- Rugged rear hinge is an integral part of Galbreath-brand hoists and is designed to take the punishment and stress of the most demanding loads
- Hoist frames are huck-bolted to chassis on all factory-mounted models, providing unmatched strength and durability
- The best hydraulic filtering system in the industry minimizes contamination for maximum operation life and minimum maintenance and down time

EASY TO OPERATE

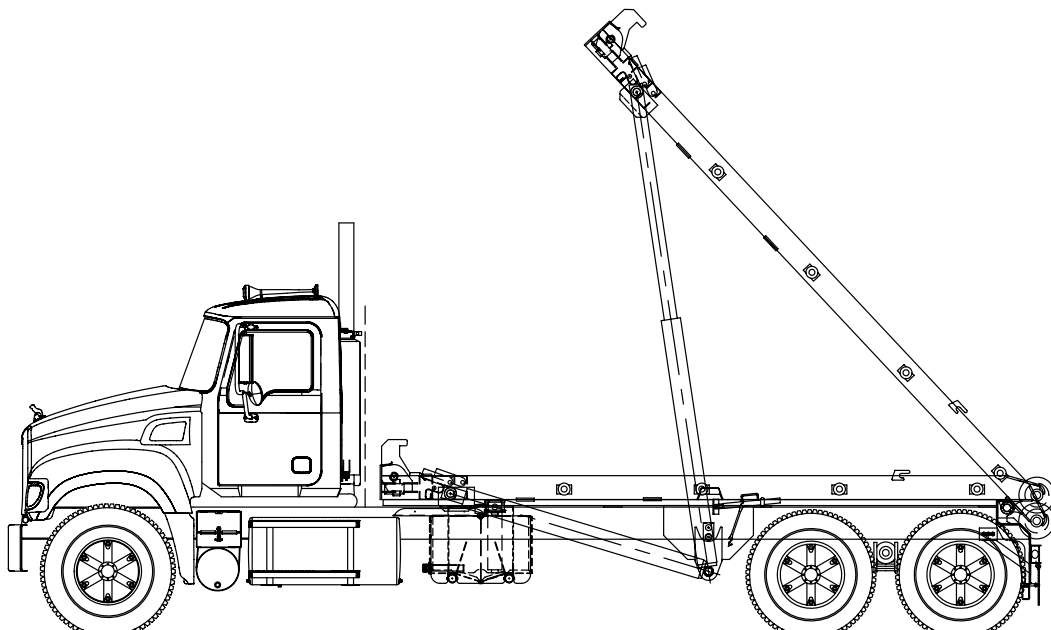
- A centered cab-mount "Power Tower" is the easiest and most ergonomic control tower for operating your hoist. Controls are perfectly positioned for maximum efficiency and control, while Galbreath's famous "Plug n' Play" wiring system provides easy, independent installation that eliminates crossed wires, loose connections, corrosion and splices

OTHER AVAILABLE FEATURES

- Reverse cylinder mount
- Pintle hook applications
- Various fender selections
- Auxiliary hydraulic hook-ups
- Air-activated container hold-down system
- Pioneer Rack 'n Pinion tarping systems
- Scale systems

ROLL-OFF CABLE HOISTS | 40,000/50,000/60,000 LB. CAPACITY

Galbreath® » Galbreath Models » TANDEM AXLE



DEADLIFT OUTSIDE RAIL // 50,000 LB. CAPACITY


MODEL NUMBER	DESCRIPTION	SIZES	CAPACITY	DIMENSIONS	RAIL	CYLINDERS
U5-HH-194	Deadlift	Use for Container Sizes: 20'-24'	50,000 lb. Capacity	194" CT (cab to trunnion) Dimension	Narrow Outside Rail	Telescopic Cylinders
U5-HH-174	Deadlift	Use for Container Sizes: 18'-22'	50,000 lb. Capacity	174" CT (cab to trunnion) Dimension	Narrow Outside Rail	Rod Cylinders
UT-HH-174	Deadlift	Use for Container Sizes: 18'-22'	50,000 lb. Capacity	174" CT (cab to trunnion) Dimension	Narrow Outside Rail	Telescopic Cylinders
U5-EH-174	Extended Tail / Deadlift	Use for Container Sizes: 18'-22'	50,000 lb. Capacity	174" CT (cab to trunnion) Dimension	Narrow Outside Rail	Rod Cylinders

CALIFORNIA MOUNTS // 60,000 LB. CAPACITY

MODEL NUMBER	DESCRIPTION	SIZES	CAPACITY	DIMENSIONS	RAIL	CYLINDERS
CA-SM-24	California Side Mount	Use for Container Sizes: 20'-24'	60,000 lb. Capacity	194 Ct	34 1/2" OD Rail	Rod Cylinders
CA-TM-24	California Top Mount	Use for Container Sizes: 20'-24'	60,000 lb. Capacity	194 Ct	10" Trough	Rod Cylinders

QUESTIONS? »

 www.wastequip.com

 1.800.285.0666

 sales@wastequip.com

ROLL-OFF CABLE HOISTS | 60,000 LB. CAPACITY

Galbreath® » **Galbreath Models** » **TANDEM AXLE**

OUTSIDE RAIL

M_P » **MOST POPULAR**

MODEL NUMBER	DESCRIPTION	SIZES	CAPACITY	DIMENSIONS	RAIL	CYLINDERS
U5-OR-194	8" Main-Frame, 2" Sub-Frame	Use for Container Sizes: 20'-24'	60,000 lb. Capacity	194" CT (cab to trunnion) Dimension	Outside Rail	Telescopic Cylinders
UT-OR-194	8" Main-Frame, 2" Sub-Frame	Use for Container Sizes: 20'-24'	60,000 lb. Capacity	194" CT (cab to trunnion) Dimension	Outside Rail	Telescopic Cylinders
U5-EX-194	Extended Tail	Use for Container Sizes: 20'-24'	60,000 lb. Capacity	194" CT (cab to trunnion) Dimension	Outside Rail	Telescopic Cylinders
UM-EX-194	Michigan 9'-Spread Lift Axle Extended Tail	Use for Container Sizes: 20'-24'	60,000 lb. Capacity	194" CT (cab to trunnion) Dimension	Outside Rail	Telescopic Cylinders
UT-EX-194	Extended Tail	Use for Container Sizes: 20'-24'	60,000 lb. Capacity	194" CT (cab to trunnion) Dimension	Outside Rail	Telescopic Cylinders
U5-OX-194	Extra-Long Extended Tail 23° Loading/Unloading Angle	Use for Container Sizes: 20'-24'	60,000 lb. Capacity	194" CT (cab to trunnion) Dimension	Outside Rail	Telescopic Cylinders
UM-OX-194	Michigan 9'-spread lift axle Extra-Long Extended Tail 23° Loading/Unloading Angle	Use for Container Sizes: 20'-24'	60,000 lb. Capacity	194" CT (cab to trunnion) Dimension	Outside Rail	Telescopic Cylinders
UT-OX-194	Extra-Long Extended 23° Loading/Unloading Angle	Use for Container Sizes: 20'-24'	60,000 lb. Capacity	194" CT (cab to trunnion) Dimension	Outside Rail	Telescopic Cylinders
M_P U5-OR-174	8" Main-Frame, 2" Sub-Frame	Use for Container Sizes: 18'-22'	60,000 lb. Capacity	174" CT (cab to trunnion) Dimension	Outside Rail	Telescopic Cylinders
M_P UT-OR-174	8" Main-Frame, 2" Sub-Frame	Use for Container Sizes: 18'-22'	60,000 lb. Capacity	174" CT (cab to trunnion) Dimension	Outside Rail	Telescopic Cylinders
SS-OR-174	10" Main-Frame, No Sub-Frame	Use for Container Sizes: 18'-22'	60,000 lb. Capacity	174" CT (cab to trunnion) Dimension	Outside Rail	Rod Cylinders
SST-OR-174	10" Main-Frame, No Sub-Frame	Use for Container Sizes: 18'-22'	60,000 lb. Capacity	174" CT (cab to trunnion) Dimension	Outside Rail	Telescopic Cylinders
M_P U5-EX-174	Extended Tail	Use for Container Sizes: 18'-22'	60,000 lb. Capacity	174" CT (cab to trunnion) Dimension	Outside Rail	Rod Cylinders
UT-EX-174	Extended Tail	Use for Container Sizes: 18'-22'	60,000 lb. Capacity	174" CT (cab to trunnion) Dimension	Outside Rail	Telescopic Cylinders
SS-EX-174	10" Main-Frame, No Sub-Frame Extended Tail	Use for Container Sizes: 18'-22'	60,000 lb. Capacity	174" CT (cab to trunnion) Dimension	Outside Rail	Rod Cylinders
U5-OX-174	Extra-Long Extended Tail 23° Loading/Unloading Angle	Use for Container Sizes: 18'-22'	60,000 lb. Capacity	174" CT (cab to trunnion) Dimension	Outside Rail	Rod Cylinders
UT-OX-174	Extra-Long Extended Tail 23° Loading/Unloading Angle	Use for Container Sizes: 18'-22'	60,000 lb. Capacity	174" CT (cab to trunnion) Dimension	Outside Rail	Telescopic Cylinders


INSIDE / OUTSIDE RAIL

M_P » **MOST POPULAR**

MODEL NUMBER	DESCRIPTION	SIZES	CAPACITY	DIMENSIONS	RAIL	CYLINDERS
U5-IO-194	Inside Rollers	Use for Container Sizes: 20'-24'	60,000 lb. Capacity	194" CT (cab to trunnion) Dimension	Inside/Outside Rail	Telescopic Cylinders
UT-SI-194	All Styles Containers	Use for Container Sizes: 20'-24'	60,000 lb. Capacity	194" CT (cab to trunnion) Dimension	Inside/Outside Rail/Deadlift	Telescopic Cylinders
US-SI-186	All Styles Containers	Use for Container Sizes: 18'-22'	60,000 lb. Capacity	186" CT (cab to trunnion) Dimension	Inside/Outside Rail/Deadlift	Rod Cylinders
M_P U5-IO-174	Inside Rollers	Use for Container Sizes: 18'-22'	60,000 lb. Capacity	174" CT (cab to trunnion) Dimension	Inside/Outside Rail	Rod Cylinders
M_P UT-IO-174	Inside Rollers	Use for Container Sizes: 18'-22'	60,000 lb. Capacity	174" CT (cab to trunnion) Dimension	Inside/Outside Rail	Telescopic Cylinders
SS-IO-174	10" Main-Frame, No Sub-Frame	Use for Container Sizes: 18'-22'	60,000 lb. Capacity	174" CT (cab to trunnion) Dimension	Inside/Outside Rail	Rod Cylinders
U5-IX-174	Extended Tail	Use for Container Sizes: 18'-22'	60,000 lb. Capacity	174" CT (cab to trunnion) Dimension	Inside/Outside Rail	Rod Cylinders
UT-IX-174	Extended Tail	Use for Container Sizes: 18'-22'	60,000 lb. Capacity	174" CT (cab to trunnion) Dimension	Inside/Outside Rail	Telescopic Cylinders

QUESTIONS? »

 www.wastequip.com

 1.800.285.0666

 sales@wastequip.com

ROLL-OFF CABLE HOISTS | 60,000 LB. CAPACITY

Galbreath® » Galbreath Models » TANDEM AXLE




ABOVE FRAME

MODEL NUMBER	DESCRIPTION	SIZES	CAPACITY	DIMENSIONS	RAIL	CYLINDERS
AF-OR-194	Use for Container Sizes: 20'-24'	Use for Container Sizes: 20'-24'	60,000 lb. Capacity	194" CT (cab to trunnion) Dimension	Outside Rail	Rod Cylinders
AF-IO-194	Picks up dumpster and outside rail boxes	Use for Container Sizes: 20'-24'	60,000 lb. Capacity	194" CT (cab to trunnion) Dimension	Inside/Outside Rail	Rod Cylinders
AF-EX-194	Lower load angle, main frame 3/8 vs. 1/2"	Use for Container Sizes: 20'-24'	60,000 lb. Capacity	194" CT (cab to trunnion) Dimension	Extendable Tail	Rod Cylinders
AF-HH-194	Heil Deadlift (no pintle plate)	Use for Container Sizes: 18'-22'	50,000 lb. Capacity	194" CT (cab to trunnion) Dimension	Heil Deadlift	Rod Cylinders
AF-OX-194	Extendable Tail (OR Long Tail)	Use for Container Sizes: 20'-24'	60,000 lb. Capacity	194" CT (cab to trunnion) Dimension	Outside Rail	Rod Cylinders
AF-OR-174	Outside Rail	Use for Container Sizes: 18'-22'	60,000 lb. Capacity	174" CT (cab to trunnion) Dimension	Outside Rail	Rod Cylinders
AF-IO-174	Picks up dumpster and outside rail boxes	Use for Container Sizes: 18'-22'	60,000 lb. Capacity	174" CT (cab to trunnion) Dimension	Inside/Outside Rail	Rod Cylinders
AF-EX-174	Lower load angle, main frame 3/8 vs. 1/2"	Use for Container Sizes: 18'-22'	60,000 lb. Capacity	174" CT (cab to trunnion) Dimension	Extendable Tail (Short Tail)	Rod Cylinders
AF-HH-174	Heil Deadlift (no pintle plate)	Use for Container Sizes: 20'-24'	60,000 lb. Capacity	174" CT (cab to trunnion) Dimension	Heil Deadlift (no pintle plate)	Rod Cylinders
AF-OX-174	Extendable Tail (OR Long Tail)	Use for Container Sizes: 18'-22'	60,000 lb. Capacity	174" CT (cab to trunnion) Dimension	Extendable Tail (OR Long Tail)	Rod Cylinders
AF-IX-174	Inside Outside / Extendable Tail	Use for Container Sizes: 18'-22'	60,000 lb. Capacity	174" CT (cab to trunnion) Dimension	Inside/Outside Rail	Rod Cylinders

QUESTIONS? »

 www.wastequip.com

 1.800.285.0666

 sales@wastequip.com

ROLL-OFF CABLE HOISTS | 60,000 LB. CAPACITY

Galbreath Heavy Duty Models » TANDEM AXLE



OUTSIDE RAIL




MODEL NUMBER	DESCRIPTION	SIZES	CAPACITY	DIMENSIONS	RAIL	CYLINDERS
AH60-OR-10-24	10" Main Frame	Use for Container Sizes: 20'-24'	60,000 lb. Capacity	194" CT (cab to trunnion) Dimension	Outside Rail	No Interchangeable Cylinders
AH60-EX-10-24	Extended Tail	Use for Container Sizes: 20'-24'	60,000 lb. Capacity	194" CT (cab to trunnion) Dimension	Outside Rail	No Interchangeable Cylinders
AH60-OR-8-24	8" Main Frame, 2" Sub-Frame	Use for Container Sizes: 20'-24'	60,000 lb. Capacity	194" CT (cab to trunnion) Dimension	Outside Rail	No Interchangeable Cylinders
AH60-EX-8-24	8" Main Frame, 2" Sub-Frame Extended Tail	Use for Container Sizes: 20'-24'	60,000 lb. Capacity	194" CT (cab to trunnion) Dimension	Outside Rail	No Interchangeable Cylinders
MP AH60-OR-10-22	10" Main Frame	Use for Container Sizes: 18'-22'	60,000 lb. Capacity	174" CT (cab to trunnion) Dimension	Outside Rail	Rod Cylinders
AH60T-OR-10-22	10" Main Frame	Use for Container Sizes: 18'-22'	60,000 lb. Capacity	174" CT (cab to trunnion) Dimension	Outside Rail	Telescopic Cylinders
AH60-EX-10-22	Extended tail / 10" Main Frame	Use for Container Sizes: 18'-22'	60,000 lb. Capacity	174" CT (cab to trunnion) Dimension	Outside Rail	Rod Cylinders
AH60T-EX-10-22	Extended tail / 10" Main Frame	Use for Container Sizes: 18'-22'	60,000 lb. Capacity	174" CT (cab to trunnion) Dimension	Outside Rail	Telescopic Cylinders
AH60-OR-8-22	8" Main Frame, 2" Sub-Frame	Use for Container Sizes: 18'-22'	60,000 lb. Capacity	174" CT (cab to trunnion) Dimension	Outside Rail	Rod Cylinders
AH60T-OR-8-22	8" Main Frame, 2" Sub-Frame	Use for Container Sizes: 18'-22'	60,000 lb. Capacity	174" CT (cab to trunnion) Dimension	Outside Rail	Telescopic Cylinders
AH60-EX-8-22	8" Main Frame, 2" Sub-Frame Extended Tail	Use for Container Sizes: 18'-22'	60,000 lb. Capacity	174" CT (cab to trunnion) Dimension	Outside Rail	Rod Cylinders
AH60T-EX-8-22	8" Main Frame, 2" Sub-Frame Extended Tail	Use for Container Sizes: 18'-22'	60,000 lb. Capacity	174" CT (cab to trunnion) Dimension	Outside Rail	Telescopic Cylinders

INSIDE / OUTSIDE RAIL

MODEL NUMBER	DESCRIPTION	SIZES	CAPACITY	DIMENSIONS	RAIL	CYLINDERS
AH60-IO-10-24	10" Main Frame	Use for Container Sizes: 20'-24'	60,000 lb. Capacity	194" CT (cab to trunnion) Dimension	Inside/Outside Rail	No Interchangeable Cylinders
AH60-IO-8-24	8" Main Frame, 2" Sub-Frame	Use for Container Sizes: 20'-24'	60,000 lb. Capacity	194" CT (cab to trunnion) Dimension	Inside/Outside Rail	No Interchangeable Cylinders
AH60-IO-10-22	10" Main Frame	Use for Container Sizes: 18'-22'	60,000 lb. Capacity	174" CT (cab to trunnion) Dimension	Inside/Outside Rail	No Interchangeable Cylinders
AH60T-IO-10-22	10" Main Frame	Use for Container Sizes: 18'-22'	60,000 lb. Capacity	174" CT (cab to trunnion) Dimension	Inside/Outside Rail	Telescopic Cylinders
AH60-IO-8-22	8" Main Frame, 2" Sub-Frame	Use for Container Sizes: 18'-22'	60,000 lb. Capacity	174" CT (cab to trunnion) Dimension	Inside/Outside Rail	No Interchangeable Cylinders
AH60T-IO-8-22	8" Main Frame, 2" Sub-Frame	Use for Container Sizes: 18'-22'	60,000 lb. Capacity	174" CT (cab to trunnion) Dimension	Inside/Outside Rail	Telescopic Cylinders

QUESTIONS? »

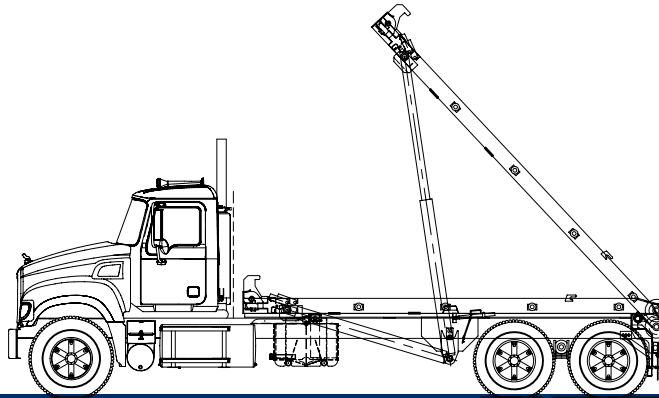
 www.wastequip.com

 1.800.285.0666

 sales@wastequip.com

ROLL-OFF CABLE HOISTS | 75,000 LB. CAPACITY

Galbreath® » Galbreath Models » TANDEM AXLE



OUTSIDE RAIL

M_P » MOST POPULAR


MODEL NUMBER	DESCRIPTION	SIZES	CAPACITY	DIMENSIONS	RAIL	CYLINDERS
UH-OR-194	Heavy Duty	Use for Container Sizes: 20'-24'	75,000 lb. Capacity	194" CT (cab to trunnion) Dimension	Outside Rail	Telescopic Cylinders
U75-OR-194	Wear Strip Top & Bottom	Use for Container Sizes: 20'-24'	75,000 lb. Capacity	194" CT (cab to trunnion) Dimension	Outside Rail	Telescopic Cylinders
UM-OR-194	Michigan 9'-Spread Lift Axle	Use for Container Sizes: 20'-24'	75,000 lb. Capacity	194" CT (cab to trunnion) Dimension	Outside Rail	Telescopic Cylinders
U75-EX-194	Wear Strip Top & Bottom	Use for Container Sizes: 20'-24'	75,000 lb. Capacity	194" CT (cab to trunnion) Dimension	Outside Rail	Telescopic Cylinders
UH-OR-174	Heavy Duty	Use for Container Sizes: 18'-22'	75,000 lb. Capacity	174" CT (cab to trunnion) Dimension	Outside Rail	Telescopic Cylinders
U75-OR-174	Wear Strip Top & Bottom	Use for Container Sizes: 18'-22'	75,000 lb. Capacity	174" CT (cab to trunnion) Dimension	Outside Rail	Rod Cylinders
M_P U75-EX-174	Extended Tail	Use for Container Sizes: 18'-22'	75,000 lb. Capacity	174" CT (cab to trunnion) Dimension	Outside Rail	Rod Cylinders
U75T-EX-174	Extended Tail	Use for Container Sizes: 18'-22'	75,000 lb. Capacity	174" CT (cab to trunnion) Dimension	Outside Rail	Telescopic Cylinders

INSIDE / OUTSIDE RAIL

MODEL NUMBER	DESCRIPTION	SIZES	CAPACITY	DIMENSIONS	RAIL	CYLINDERS
UH-IO-194	Wear Strip Top & Bottom	Use for Container Sizes: 20'-24'	75,000 lb. Capacity	194" CT (cab to trunnion) Dimension	Inside/Outside Rail	Telescopic Cylinders
U75-IO-194	Wear Strip Top	Use for Container Sizes: 20'-24'	75,000 lb. Capacity	194" CT (cab to trunnion) Dimension	Inside/Outside Rail	Rod Cylinders
UH-IO-174	Wear Strip Top & Bottom	Use for Container Sizes: 18'-22'	75,000 lb. Capacity	174" CT (cab to trunnion) Dimension	Inside/Outside Rail	Telescopic Cylinders
U75-IO-174	Wear Strip Top	Use for Container Sizes: 18'-22'	75,000 lb. Capacity	174" CT (cab to trunnion) Dimension	Inside/Outside Rail	Rod Cylinders
UC-IO-174	Canada Unit	Use for Container Sizes: 18'-22'	75,000 lb. Capacity	174" CT (cab to trunnion) Dimension	Inside/Outside Rail	Rod / Telescopic Cylinders
U75-IX-174	Wear Strip Top	Use for Container Sizes: 18'-22'	75,000 lb. Capacity	174" CT (cab to trunnion) Dimension	Inside/Outside Rail	Rod Cylinders

QUESTIONS? »

 www.wastequip.com

 1.800.285.0666

 sales@wastequip.com


ROLL-OFF CABLE HOISTS | 75,000 LB. CAPACITY

Galbreath Heavy Duty Models » TANDEM AXLE

OUTSIDE RAIL



» MOST POPULAR

MODEL NUMBER	DESCRIPTION	SIZES	CAPACITY	DIMENSIONS	RAIL	CYLINDERS
AH75-OR-10-24	10" Main Frame	Use for Container Sizes: 20'-24'	75,000 lb. Capacity	194" CT (cab to trunnion) Dimension	Outside Rail	No Interchangeable Cylinders
AH75-EX-10-24	Extended tail / 10" Main Frame	Use for Container Sizes: 20'-24'	75,000 lb. Capacity	194" CT (cab to trunnion) Dimension	Outside Rail	No Interchangeable Cylinders
AH75-OR-8-24	8" Main Frame, 2" Sub-Frame	Use for Container Sizes: 20'-24'	75,000 lb. Capacity	194" CT (cab to trunnion) Dimension	Outside Rail	No Interchangeable Cylinders
AH75-EX-8-24	8" Main Frame, 2" Sub-Frame Extended Tail	Use for Container Sizes: 20'-24'	75,000 lb. Capacity	194" CT (cab to trunnion) Dimension	Outside Rail	No Interchangeable Cylinders
 AH75-OR-10-22	10" Main Frame	Use for Container Sizes: 18'-22'	75,000 lb. Capacity	174" CT (cab to trunnion) Dimension	Outside Rail	Rod Cylinders
AH75T-OR-10-22	10" Main Frame	Use for Container Sizes: 18'-22'	75,000 lb. Capacity	174" CT (cab to trunnion) Dimension	Outside Rail	Telescopic Cylinders
AH75-EX-10-22	Extended tail / 10" Main Frame	Use for Container Sizes: 18'-22'	75,000 lb. Capacity	174" CT (cab to trunnion) Dimension	Outside Rail	Rod Cylinders
AH75T-EX-10-22	Extended tail / 10" Main Frame	Use for Container Sizes: 18'-22'	75,000 lb. Capacity	174" CT (cab to trunnion) Dimension	Outside Rail	Telescopic Cylinders
AH75-OR-8-22	8" Main Frame, 2" Sub-Frame	Use for Container Sizes: 18'-22'	75,000 lb. Capacity	174" CT (cab to trunnion) Dimension	Outside Rail	Rod Cylinders
AH75T-OR-8-22	8" Main Frame, 2" Sub-Frame	Use for Container Sizes: 18'-22'	75,000 lb. Capacity	174" CT (cab to trunnion) Dimension	Outside Rail	Telescopic Cylinders
AH75-EX-8-22	8" Main Frame, 2" Sub-Frame Extended Tail	Use for Container Sizes: 18'-22'	75,000 lb. Capacity	174" CT (cab to trunnion) Dimension	Outside Rail	Rod Cylinders
AH75T-EX-8-22	8" Main Frame, 2" Sub-Frame Extended Tail	Use for Container Sizes: 18'-22'	75,000 lb. Capacity	174" CT (cab to trunnion) Dimension	Outside Rail	Telescopic Cylinders

INSIDE / OUTSIDE RAIL

MODEL NUMBER	DESCRIPTION	SIZES	CAPACITY	DIMENSIONS	RAIL	CYLINDERS
AH75-IO-10-24	10" Main Frame	Use for Container Sizes: 20'-24'	75,000 lb. Capacity	194" CT (cab to trunnion) Dimension	Inside/Outside Rail	No Interchangeable Cylinders
AH75-IO-8-24	8" Main Frame, 2" Sub-Frame	Use for Container Sizes: 20'-24'	75,000 lb. Capacity	194" CT (cab to trunnion) Dimension	Inside/Outside Rail	No Interchangeable Cylinders
AH75-IO-10-22	10" Main Frame	Use for Container Sizes: 18'-22'	75,000 lb. Capacity	174" CT (cab to trunnion) Dimension	Inside/Outside Rail	Rod Cylinders
AH75-IO-8-22	8" Main Frame, 2" Sub-Frame	Use for Container Sizes: 18'-22'	75,000 lb. Capacity	174" CT (cab to trunnion) Dimension	Inside/Outside Rail	Rod Cylinders

QUESTIONS? »



www.wastequip.com



1.800.285.0666



sales@wastequip.com

ROLL-OFF CABLE HOISTS | 8,000/20,000 LB. CAPACITY


Galbreath® » Galbreath Models » SINGLE AXLE

OUTSIDE RAIL // 8,000 LB. CAPACITY

MODEL NUMBER	SIZES	CAPACITY	DIMENSIONS	RAIL	CYLINDERS
T-96-144	Use for Container Sizes: 2' X 4' Long Sills vs. 2' X 6' Containers: 12' long, 10, and 15 cu. yd.	8,000 lb. Capacity	96" CA (cab to axle) Dimension	Outside Rail	Rod Cylinders

OUTSIDE RAIL // 20,000 LB. CAPACITY

MODEL NUMBER	SIZES	CAPACITY	DIMENSIONS	RAIL	CYLINDERS
T-140-192	Use for Container Sizes: 2' X 4' Long Sills VS. 2' X 6' Containers: 16' long, 15, 20, add 25 cu. yd.	20,000 lb. Capacity	140" CA (cab to axle) Dimension	Outside Rail	Rod Cylinders



Each Galbreath hoist is equipped with heavy duty safety props to provide a fail-safe system during equipment maintenance

Locking system together with rear container hold downs, make Galbreath the safest, most reliable hoist in the industry. The front hold down device along with the rear hold downs ensures ANSI compliance and is recognized by DOT regulators

Outboard supported side rollers on heavy duty models

QUESTIONS? »



www.wastequip.com



1.800.285.0666



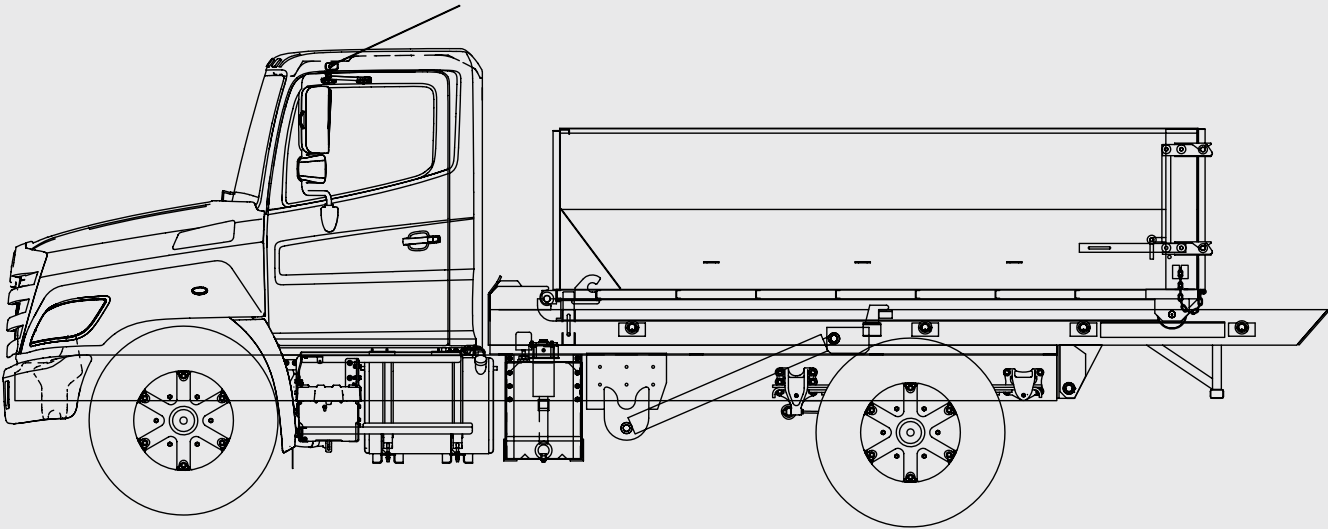
sales@wastequip.com

ROLL-OFF CABLE HOISTS | 25,000 LB. CAPACITY

Galbreath® » Galbreath Models » SINGLE AXLE

OUTSIDE RAIL

MODEL NUMBER	DESCRIPTION	SIZES	CAPACITY	DIMENSIONS	RAIL	CYLINDERS
U2-OR-138	Outside Rail	Use for Container Sizes: 14'-18'	25,000 lb. Capacity	138" CT (cab to trunnion) Dimension	Outside Rail	Telescopic Cylinders
U2-EX-138	Extendable Tail	Use for Container Sizes: 14'-18'	25,000 lb. Capacity	138" CT (cab to trunnion) Dimension	Outside Rail	Telescopic Cylinders
U2-EX-119	Extendable Tail	Use for Container Sizes: 12'-14'	25,000 lb. Capacity	119" CT (cab to trunnion) Dimension	Outside Rail	Telescopic Cylinders



QUESTIONS? »



www.wastequip.com



1.800.285.0666



sales@wastequip.com

ROLL-OFF CABLE HOISTS | 30,000 LB. CAPACITY

Galbreath® » Galbreath Models » SINGLE AXLE



MODEL: U3-EX-156

OUTSIDE RAIL


MODEL NUMBER	DESCRIPTION	SIZES	CAPACITY	DIMENSIONS	RAIL	CYLINDERS
U3-OR-178	Main Frame with Sub Frame	Use for Container Sizes: 18'-22'	30,000 lb. Capacity	178" CT (cab to trunnion) Dimension	Outside Rail	Telescopic Cylinders
U3-OR-156	Main Frame with Sub Frame	Use for Container Sizes: 14'-18'	30,000 lb. Capacity	156" CT (cab to trunnion) Dimension	Outside Rail	Telescopic Cylinders
U3-EX-156	Extended Tail	Use for Container Sizes: 14'-16'	30,000 lb. Capacity	156" CT (cab to trunnion) Dimension	Outside Rail	Telescopic Cylinders
U3-HH-138	Deadlift	Use for Container Sizes: 14'-16'	30,000 lb. Capacity	138" CT (cab to trunnion) Dimension	Outside Rail	Telescopic Cylinders


INSIDE / OUTSIDE RAIL

MODEL NUMBER	DESCRIPTION	SIZES	CAPACITY	DIMENSIONS	RAIL	CYLINDERS
U3-IO-156	Main Frame with Sub Frame	Use for Container Sizes: 14'-18'	30,000 lb. Capacity	156" CT (cab to trunnion) Dimension	Inside/Outside Rail	Telescopic Cylinders

QUESTIONS? »

 www.wastequip.com

 1.800.285.0666

 sales@wastequip.com

BAIL HOOK HOISTS



INSIDE RAIL / DEMPSTER

MODEL NUMBER	DESCRIPTION	SIZES	CAPACITY	DIMENSIONS	HOOK TYPE
H-60-BH	Bail Hook Hoist	Use for Container Sizes: 18'-22' Special inside rail container required	60,000 lb.	174" CT (cab to trunnion) Dimension	Bail Hook

HOOK HOISTS

Whether your needs are cost-efficient flexibility or heavy service applications, Galbreath hook hoists can get the job done. Superior quality, versatility and value are trademarks of this line, which is ideal for performing multiple functions, such as: dumping, spreading, transporting, flushing, hauling, recycling and cleaning. You can also be certain that because it carries the Galbreath brand name, it's engineered for long-lasting performance.



MODEL: U5-DPHK-176



HOOK HOIST STANDARD FEATURES

- Offers superior maneuverability, versatility and value
- Tolerates imperfect alignment
- Up to a 62° dump angle for clean discharge
- Power loading and unloading for ultimate control
- Provides exceptionally fast cycle times
- Superior in-cab operation
- Bumper and recessed lights are standard
- Hoists are designed to be operator-friendly with pup trailer use
- Steel hydraulic tank is standard on all units
- Inside air controls standard where applicable

OTHER AVAILABLE FEATURES

- Bolt on replaceable hook for 30,000-60,000 lb. units
- All above chassis installation
- Counter balance valves in cylinders deter cylinder runaway
- Hardened steel bushings on 30,000-60,000 lb. units

HOOK-LIFT HOISTS | 30,000/40,000 LB. CAPACITY

Galbreath® » Galbreath Models » TANDEM AXLE



MODEL: U3-DPHK-160

DOUBLE-PIVOT HOOK HOIST // 30,000/40,000/50,000 LB. CAPACITY

MODEL NUMBER	SIZES	CAPACITY	DIMENSIONS	HOOK TYPE	HOOK HEIGHT	MISCELLANEOUS
U4/U5-DPHK-176	Use for Container Sizes: 14'-18'	40,000 lb. Capacity	176" CT (cab to trunnion) Dimension	Double-Pivot Hook	54" or 61 3/4" Hook Height	40,000 lb capacity with a 54" Hook Height 50,000 lb capacity with a 61-3/4" Hook Height
U3-DPHK-160	Use for Container Sizes: 14'-18'	30,000 lb. Capacity	160" CT (cab to trunnion) Dimension	Double-Pivot Hook	54" Hook Height	For Tandem Axle Truck

Galbreath® » Galbreath Models » SINGLE AXLE


DOUBLE-PIVOT HOOK HOIST // 30,000 LB. CAPACITY

M_P » MOST POPULAR

MODEL NUMBER	SIZES	CAPACITY	DIMENSIONS	HOOK TYPE	HOOK HEIGHT	MISCELLANEOUS
M_P U30-DPHK-176	Use for Container Sizes: 14'-18'	30,000 lb. Capacity	176" CA (cab to axle) Dimension	Double-Pivot Hook	54" Hook Height	For Single Axle Truck

QUESTIONS? »

 www.wastequip.com

 1.800.285.0666

 sales@wastequip.com

HOOK-LIFT HOISTS | 50,000/60,000 LB. CAPACITY

Galbreath® » Galbreath Models » TANDEM AXLE



MODEL: U6-DPHK-176

DOUBLE-PIVOT HOOK HOIST // 60,000 LB. CAPACITY


MODEL NUMBER	SIZES	CAPACITY	DIMENSIONS	HOOK TYPE	HOOK HEIGHT	MISCELLANEOUS
U6-DPHK-224	Use for Container Sizes: 20'-24'	60,000 lb. Capacity	224" CT (cab to trunnion) Dimension	Double-Pivot Hook	61 3/4" Hook Height	Rear Stabilizer Roller
U6-DPHK-200	Use for Container Sizes: 18'-22'	60,000 lb. Capacity	200" CT (cab to trunnion) Dimension	Double-Pivot Hook	61 3/4" Hook Height	Rear Stabilizer Roller
U6-DPHK-176	Use for Container Sizes: 16'-20'	60,000 lb. Capacity	176" CT (cab to trunnion) Dimension	Double-Pivot Hook	61 3/4" Hook Height	Rear Stabilizer Roller

DOUBLE-PIVOT HOOK HOIST // 50,000 LB. CAPACITY

MODEL NUMBER	SIZES	CAPACITY	DIMENSIONS	HOOK TYPE	HOOK HEIGHT	MISCELLANEOUS
U5-DPHK-224	Use for Container Sizes: 20'-24'	50,000 lb. Capacity	224" CT (cab to trunnion) Dimension	Double-Pivot Hook	61 3/4" Hook Height	No Stabilizer
U5-DPHK-200	Use for Container Sizes: 18'-22'	50,000 lb. Capacity	200" CT (cab to trunnion) Dimension	Double-Pivot Hook	61 3/4" Hook Height	No Stabilizer
U5-DPHK-176	Use for Container Sizes: 16'-20'	50,000 lb. Capacity	176" CT (cab to trunnion) Dimension	Double-Pivot Hook	61 3/4" Hook Height	No Stabilizer

QUESTIONS? »

 www.wastequip.com

 1.800.285.0666

 sales@wastequip.com

HOOK-LIFT HOISTS | 9,000/13,000/20,000 LB. CAPACITY

Galbreath® » Galbreath Models » SINGLE AXLE

SINGLE-PIVOT HOOK HOIST // 9,000 LB. CAPACITY

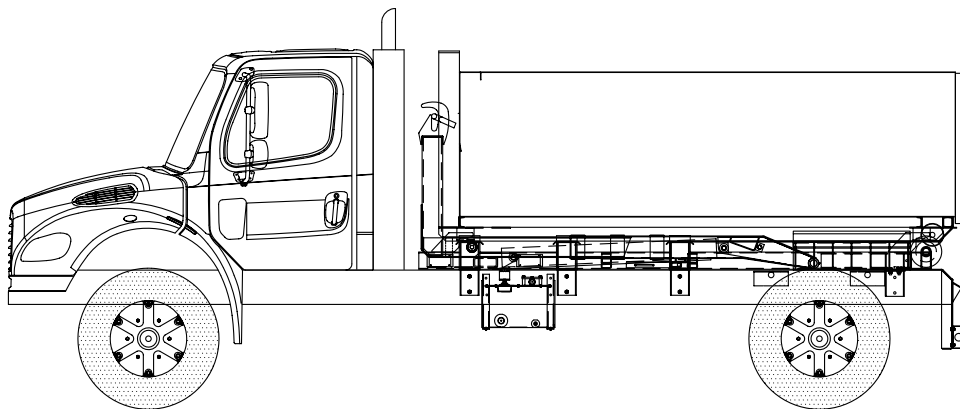
MODEL NUMBER	SIZES	CAPACITY	DIMENSIONS	HOOK TYPE	HOOK HEIGHT	MISCELLANEOUS
U9-HK-120	Use for Container Sizes: 9' - 12'	9,000 lb. Capacity	120" CT (cab to trunnion) Dimension	Single-Pivot Hook	36 1/2" Hook Height	Fixed Frame
U9-HK-84	Use for Container Sizes: 6' - 10'	9,000 lb. Capacity	84" CT (cab to trunnion) Dimension	Single-Pivot Hook	36 1/2" Hook Height	Fixed Frame

SINGLE-PIVOT HOOK HOIST // 13,000 LB. CAPACITY

MODEL NUMBER	SIZES	CAPACITY	DIMENSIONS	HOOK TYPE	HOOK HEIGHT	MISCELLANEOUS
U13-HK-144	Use for Container Sizes: 12' - 16'	13,000 lb. Capacity	144" CT (cab to trunnion) Dimension	Single-Pivot Hook	36 1/2" Hook Height	Jib Arm Slides Adjustable Frame
U13-HK-132	Use for Container Sizes: 12' - 16'	13,000 lb. Capacity	132" CT (cab to trunnion) Dimension	Single-Pivot Hook	36 1/2" Hook Height	Jib Arm Slides Adjustable Frame
U13-HK-120	Use for Container Sizes: 10' - 16'	13,000 lb. Capacity	120" CT (cab to trunnion) Dimension	Single-Pivot Hook	36 1/2" Hook Height	Jib Arm Slides Adjustable Frame

SINGLE-PIVOT HOOK HOIST // 13,000/20,000 LB. CAPACITY

MODEL NUMBER	SIZES	CAPACITY	DIMENSIONS	HOOK TYPE	HOOK HEIGHT	MISCELLANEOUS
U20/13-HK-144	Use for Container Sizes: 12' - 16'	13,000 - 20,000 lb. Capacity	144" CT (cab to trunnion) Dimension	Single-Pivot Hook	36 1/2" and 54" Hook Height	Adjustable Frame
U20/13-HK-132	Use for Container Sizes: 12' - 16'	13,000 - 20,000 lb. Capacity	132" CT (cab to trunnion) Dimension	Single-Pivot Hook	36 1/2" and 54" Hook Height	Adjustable Frame
U20/13-HK-120	Use for Container Sizes: 10' - 16'	13,000 - 20,000 lb. Capacity	120" CT (cab to trunnion) Dimension	Single-Pivot Hook	36 1/2" and 54" Hook Height	Adjustable Frame



HOOK-LIFT HOISTS | 20,000 LB. CAPACITY

Galbreath® » Galbreath Models » SINGLE AXLE



MODEL: U20-DPHK-144

DOUBLE-PIVOT HOOK HOIST

M P » MOST POPULAR

MODEL NUMBER	SIZES	CAPACITY	DIMENSIONS	HOOK TYPE	HOOK HEIGHT	MISCELLANEOUS
M P U20-DPHK-144	Use for Container Sizes: 12' - 16'	20,000 lb. Capacity	144" CT (cab to trunnion) Dimension	Double-Pivot Hook	54" Hook Height	Roller Stools
U20-DPHK-120	Use for Container Sizes: 10' - 14'	20,000 lb. Capacity	120" CT (cab to trunnion) Dimension	Double-Pivot Hook	54" or 61 3/4" Hook Height	Roller Stools


SINGLE-PIVOT HOOK HOIST

M P » MOST POPULAR

MODEL NUMBER	SIZES	CAPACITY	DIMENSIONS	HOOK TYPE	HOOK HEIGHT	MISCELLANEOUS
M P U20-HK-144	Use for Container Sizes: 12' - 16'	20,000 lb. Capacity	144" CT (cab to trunnion) Dimension	Single-Pivot Hook	54" or 61 3/4" Hook Height	Jib Arm Slides Adjustable Frame
U20-HK-132	Use for Container Sizes: 12' - 16'	20,000 lb. Capacity	132" CT (cab to trunnion) Dimension	Single-Pivot Hook	54" or 61 3/4" Hook Height	Jib Arm Slides Adjustable Frame
M P U20-HK-120	Use for Container Sizes: 10' - 16'	20,000 lb. Capacity	120" CT (cab to trunnion) Dimension	Single-Pivot Hook	54" or 61 3/4" Hook Height	Jib Arm Slides Adjustable Frame

QUESTIONS? »

 www.wastequip.com

 1.800.285.0666

 sales@wastequip.com

CONTAINER HANDLERS



Galbreath container handlers are designed with safety and ease-of-use in mind. For example, unlike competitors' models, the Galbreath LCH allows safe hauling of loaded containers at highway speeds. Galbreath standard container handlers are ideal for moving containers around a yard area. Container handlers can also be paired with our flatbed trailer, found on page 31, for fast and easy container delivery, placement and/or pick up.


UP TO 8,000 LB. CAPACITY

M P » MOST POPULAR

MODEL NUMBER	DESCRIPTION	CONTAINER SIZES	CAPACITY	ROTATOR	MISCELLANEOUS	OPTIONS
M P LCH	Loaded container handler with rotator, highway hauls	Use for Container Sizes: Front Load, Two (2)-10 Yards, Rear Load, Two (2)-6 Yards, CA will vary according to options	Two (2) Ton Capacity	Yes	Minimum WB = 183 Transport Loaded Containers Safely at Highway Speeds	Trailer option available
CH-8000-R	loaded container handler with rotator, yard haul only	Use for Container Sizes: Front Load, Two (2)-10 Yards Rear Load: Two (2)-6 Yards	Two (2) Ton Capacity	Yes	Minimum CA = 60", 84" Recommended Transport Loaded and Unloaded Containers Safely in Yard Only	Suggested Use: With a Trailer in Tow
CH-8000	Loaded container handler with rotator, yard haul only	Use for Container Sizes: Front Load: Two (2)-10 Yards Rear Load: Two (2)-6 Yards	1-2 Ton Capacity		Minimum CA = 60", 84" Recommended Transport Loaded and Unloaded Containers Safely in Yard Only	Suggested Use: With a Trailer in Tow

QUESTIONS? »

 www.wastequip.com

 1.800.285.0666

 sales@wastequip.com

TRAILER ROLL-OFF CABLE HOISTS



MODEL: AC-OR-416

Galbreath trailer roll-off cable hoists set the standard by which all others are measured. The technology, quality, durability and experience of over 40 years of success is built into every trailer hoist so you can trust that performance will be second to none.

- Outside Rail cable hoists are the most common and versatile in use today. Most containers can be loaded using this type of hoist
- Inside/Outside Rail cable hoists have rollers on the inside of the frame that line up with rails on a container to help guide it during loading. These cable hoists offer the ability to load both styles of containers
- Some models have additional capabilities such as deadlift to help load containers found in tight spaces, and extended tail models allow for low loading angles where height clearance is an issue

TRAILER » ROLL-OFF CABLE HOIST | 8,000 LB. GVWR

Galbreath® » **SINGLE AXLE** (3/4 Ton Truck Minimum)



OUTSIDE RAIL // GOOSENECK MODEL

MODEL NUMBER	DESCRIPTION	SIZES	GVWR	RAIL
GNT-144	Gooseneck Model. Single Axle (3/4 Ton Truck Minimum)	Use for Container Sizes: 12' Long – 10 and 15 cu. yd. capacity	8,000 lb. Capacity	Outside Rail




OUTSIDE RAIL // BUMPER HITCH MODEL

MODEL NUMBER	DESCRIPTION	SIZES	GVWR	RAIL
TH-03	Bumper Hitch Model Single Axle (3/4 Ton Truck Minimum)	Use for Container Sizes: 12' Long – 10 and 15 cu. yd. capacity	8,000 lb. Capacity	Outside Rail

QUESTIONS? »

 www.wastequip.com

 1.800.285.0666

 sales@wastequip.com

TRAILER » ROLL-OFF CABLE HOIST | 80,000 LB. GVWR

Galbreath® » TANDEM AXLE » MOVEABLE CENTER CARRIAGE



MODEL: AC-OR-416

OUTSIDE RAIL

MODEL NUMBER	SIZES	GVWR	HOIST CAPACITY	CARRIAGE	RAIL	MISCELLANEOUS
AC-OR-416	Use for Container Sizes: 20'-24'	80,000 lb. GVWR	60,000 lb. Hoist Capacity	Adjustable Carriage for Maximum Weight Distribution	Outside Rail	Optional Air Scales
AC-EX-416	Use for Container Sizes: 20'-24'	80,000 lb. GVWR	60,000 lb. Hoist Capacity	Adjustable Carriage for Maximum Weight Distribution	Outside Rail	Extended Tail

DEADLIFT / OUTSIDE RAIL


MODEL NUMBER	SIZES	GVWR	HOIST CAPACITY	CARRIAGE	RAIL	MISCELLANEOUS
AC-HH-416	Use for Container Sizes: 20'-22'	80,000 lb. GVWR	50,000 lb. Hoist Capacity	Adjustable Carriage for Maximum Weight Distribution	Outside Rail	Overall Length 40' Deadlift

INSIDE / OUTSIDE RAIL

MODEL NUMBER	SIZES	GVWR	HOIST CAPACITY	CARRIAGE	RAIL	MISCELLANEOUS
AC-IO-416	Use for Container Sizes: 20'-24'	80,000 lb. GVWR	60,000 lb. Hoist Capacity	Adjustable Carriage for Maximum Weight Distribution	Inside/Outside Rail	Optional Air Scales

QUESTIONS? »

 www.wastequip.com

 1.800.285.0666

 sales@wastequip.com

TRAILER » ROLL-OFF CABLE HOIST | 80,000 LB. GVWR

Galbreath® » TANDEM AXLE » TWO CONTAINER

OUTSIDE RAIL



» MOST POPULAR

MODEL NUMBER	DESCRIPTION	SIZES	GVWR	LOAD	RAIL
AC2H-OR-470	Heavier Duty	Use for Container Sizes: 18'-22'	80,000 lb. GVWR	Load Two Containers	Outside Rail
AC2-OR-470	Standard Model	Use for Container Sizes: 18'-22'	80,000 lb. GVWR	Load Two Containers	Outside Rail

DEADLIFT / OUTSIDE RAIL

MODEL NUMBER	DESCRIPTION	SIZES	GVWR	LOAD	RAIL
AC2-HH-470	Deadlift	Use for Container Sizes: 18'-20'	80,000 lb. GVWR	Load Two Containers	Outside Rail

Galbreath® » TRI AXLE » DROP DECK (Low Profile Frame)

OUTSIDE RAIL

MODEL NUMBER	DESCRIPTION	SIZES	GVWR	RAIL
ALC-EX-500	Lower Frame for Use with Tail Containers	Use for Container Sizes: 20'-35'	80,000 lb. GVWR	Extendable Tail
ALC-EX-392	Lower Frame for Use with Tail Containers	Use for Container Sizes: 20'-26'	80,000 lb. GVWR	Extendable Tail
ALC-OR-392	Lower Frame for Use with Tail Containers	Use for Container Sizes: 20'-25'	80,000 lb. GVWR	Outside Rail
ALC-OR-500	Lower Frame for Use with Tail Containers	Use for Container Sizes: 26'-33'	80,000 lb. GVWR	Outside Rail

DEADLIFT / OUTSIDE RAIL

MODEL NUMBER	DESCRIPTION	SIZES	GVWR	MISCELLANEOUS	RAIL
ALC-HH-520	Lower Frame for Use with Tail Containers	Use for Container Sizes: 26'-30'	80,000 lb. GVWR	Deadlift	Outside Rail

QUESTIONS? »

www.wastequip.com

1.800.285.0666

sales@wastequip.com

A5 ROLL-OFF CABLE HOIST



MODEL: A5-OR-366

Galbreath's A5 Series Roll-off Trailers are among our most popular. Models come in various configurations and are easy to operate. Used for scrap, hazardous waste and refuse applications.

TRAILER » ROLL-OFF CABLE HOIST | 60,000 LB. GVWR

Wabash » TANDEM AXLE » STANDARD



MODEL: A5-OR-250

OUTSIDE RAIL

M.P. » MOST POPULAR


MODEL NUMBER	DESCRIPTION	SIZES	GVWR	HOIST CAPACITY	RAIL
M.P. A5-OR-250	Outside Rail	Use for Container Sizes: 22'-30'	60,000 lb. GVWR	60,000 lb. Hoist Capacity	Outside Rail
A5-OX-250	Outside Rail / Extendable Tail	Use for Container Sizes: 22'-26'	60,000 lb. GVWR	60,000 lb. Hoist Capacity	Outside Rail
M.P. A5-EX-250	Extendable Tail	Use for Container Sizes: 22'-26'	60,000 lb. GVWR	60,000 lb. Hoist Capacity	Outside Rail
A5-OR-200	Outside Rail	Use for Container Sizes: 18'-24'	60,000 lb. GVWR	60,000 lb. Hoist Capacity	Outside Rail
A5-EX-200	Extendable Tail	Use for Container Sizes: 22'-30'	60,000 lb. GVWR	60,000 lb. Hoist Capacity	Outside Rail

INSIDE / OUTSIDE RAIL

MODEL NUMBER	SIZES	GVWR	HOIST CAPACITY	RAIL
A5-IO-250	Use for Container Sizes: 22'-30'	60,000 lb. GVWR	60,000 lb. Hoist Capacity	Inside/Outside Rail
A5-IO-200	Use for Container Sizes: 18'-24'	60,000 lb. GVWR	60,000 lb. Hoist Capacity	Inside/Outside Rail
A5-HH-250	Use for Container Sizes: 22'-26'	60,000 lb. GVWR	60,000 lb. Hoist Capacity	Inside/Outside Rail
A5-HH-200	Use for Container Sizes: 18'-21'	60,000 lb. GVWR	60,000 lb. Hoist Capacity	Inside/Outside Rail

QUESTIONS? »

 www.wastequip.com

 1.800.285.0666

 sales@wastequip.com

TRAILER » ROLL-OFF CABLE HOIST | 80,000 LB. GVWR

Galbreath® » TRI AXLE » STANDARD



MODEL: A5-OR-366

OUTSIDE RAIL

Mp » MOST POPULAR

MODEL NUMBER	SIZES	GVWR	HOIST CAPACITY	RAIL
A5-OR-402	Use for Container Sizes: 30'-36'	80,000 lb. GVWR	60,000 lb. Hoist Capacity	Outside Rail
A5-OR-366	Use for Container Sizes: 24'-33'	80,000 lb. GVWR	60,000 lb. Hoist Capacity	Outside Rail
A5-OR-330	Use for Container Sizes: 20'-30'	80,000 lb. GVWR	60,000 lb. Hoist Capacity	Outside Rail

DEADLIFT / OUTSIDE RAIL


MODEL NUMBER	DESCRIPTION	SIZES	GVWR	HOIST CAPACITY	RAIL
A5-HH-402	Deadlift	Use for Container Sizes: 30'-32'	80,000 lb. GVWR	50,000 lb. Hoist Capacity	Outside Rail
A5-HH-366	Deadlift	Use for Container Sizes: 24'-28'	80,000 lb. GVWR	50,000 lb. Hoist Capacity	Outside Rail
A5-HH-330	Deadlift	Use for Container Sizes: 20'-26'	80,000 lb. GVWR	50,000 lb. Hoist Capacity	Outside Rail

INSIDE / OUTSIDE RAIL

MODEL NUMBER	SIZES	GVWR	HOIST CAPACITY	RAIL
A5-IO-402	Use for Container Sizes: 30'-36'	80,000 lb. GVWR	60,000 lb. Hoist Capacity	Inside/Outside Rail
A5-IO-366	Use for Container Sizes: 24'-33'	80,000 lb. GVWR	60,000 lb. Hoist Capacity	Inside/Outside Rail
A5-IO-330	Use for Container Sizes: 20'-30'	80,000 lb. GVWR	60,000 lb. Hoist Capacity	Inside/Outside Rail

QUESTIONS? »

 www.wastequip.com

 1.800.285.0666

 sales@wastequip.com

PUP TRAILER WITH AND WITHOUT CABLE HOIST



MODEL: TT-OR-176

Galbreath Pup Trailer enable you to transport two containers at once – one on the Pup Trailer and the other on a roll-off hoist. Models come with spring or air suspension and single-tire trailers are available. Use with Galbreath Hoists that include a jack-knifeable rear apron.

Galbreath® » PUP TRAILERS » 40,000 lb. Capacity » TWO AXLE

OUTSIDE RAIL


MODEL NUMBER	DESCRIPTION	SIZES	CAPACITY	RAIL
TT-OR-176	"LIVE" – with Hoist	Use for Container Sizes: 18'-22'	40,000 lb. Capacity	Outside Rail
TT-EX-176	"LIVE" – with Hoist / Extended Tail	Use for Container Sizes: 18'-22'	40,000 lb. Capacity	Extendable Tail

INSIDE / OUTSIDE RAIL

MODEL NUMBER	DESCRIPTION	SIZES	CAPACITY	RAIL
TT-IO-176	"LIVE" – with Hoist	Use for Container Sizes: 18'-22'	40,000 lb. Capacity	Inside/Outside Rail

QUESTIONS? »

 www.wastequip.com

 1.800.285.0666

 sales@wastequip.com

PUP TRAILERS | 60,000/50,000/40,000 LB. CAPACITY



MODEL: SP3A

TANDEM FRONT AXLE & TANDEM REAR AXLE // 60,000 LB. CAPACITY

MODEL NUMBER	DESCRIPTION	SIZES	CAPACITY	AXLE
AP4A	"DEAD" – No Hoist / Air-Ride	Use for Container Sizes: 18'-22'	60,000 lb. Capacity	Tandem Front Axle / Tandem Rear Axle
SP4A	"DEAD" – No Hoist / Spring-Ride	Use for Container Sizes: 18'-22'	60,000 lb. Capacity	Tandem Front Axle / Tandem Rear Axle

SINGLE FRONT AXLE & TANDEM REAR AXLE // 50,000 LB. CAPACITY


MODEL NUMBER	DESCRIPTION	SIZES	CAPACITY	AXLE
AP3A	"DEAD" – No Hoist / Air-Ride	Use for Container Sizes: 18'-22'	50,000 lb. Capacity	Single Front Axle / Tandem Rear Axle
SP3A	"DEAD" – No Hoist / Spring-Ride	Use for Container Sizes: 18'-22'	50,000 lb. Capacity	Single Front Axle / Tandem Rear Axle

SINGLE FRONT AXLE & SINGLE REAR AXLE // 40,000 LB. CAPACITY

MODEL NUMBER	DESCRIPTION	SIZES	CAPACITY	AXLE
AP2A	"DEAD" – No Hoist / Air-Ride	Use for Container Sizes: 18'-22'	40,000 lb. Capacity	Single Front and Rear Axle
SP2A	"DEAD" – No Hoist / Spring-Ride	Use for Container Sizes: 18'-22'	40,000 lb. Capacity	Single Front and Rear Axle

QUESTIONS? »

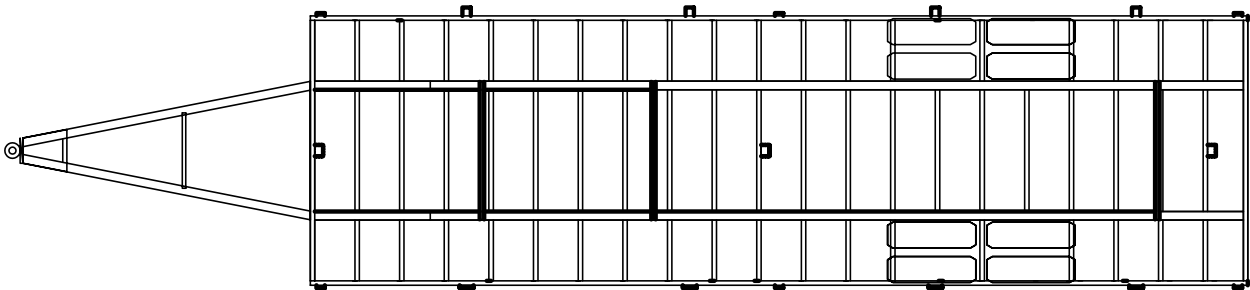
 www.wastequip.com

 1.800.285.0666

 sales@wastequip.com

TRAILER » FLAT BED | 20,000 LB. CAPACITY

WASTEQUIP » TANDEM AXLE



MODEL: CDT-5

FLAT BED SOLID FLOOR TRAILERS

MODEL NUMBER	DESCRIPTION	CAPACITY	TYPE
CDT-5	5-Bay Capacity	20,000 lb. Capacity	Flat Bed Solid Floor Trailer
CDT-4	4-Bay Capacity	20,000 lb. Capacity	Flat Bed Solid Floor Trailer
CDT-3	3-Bay Capacity	20,000 lb. Capacity	Flat Bed Solid Floor Trailer

OPEN FRAMED FLOORED CONTAINER TRAILERS

MODEL NUMBER	DESCRIPTION	GVWR
CT20-440	Open Framed Floored Container Trailer	20K GVWR
CT24-550	Open Framed Floored Container Trailer	20K GVWR

MODEL: CDT20-440



Need assistance in choosing the right model for your application? Contact a Galbreath mobile products specialist today for product recommendations.



800-285-0666



sales@wastequip.com



www.wastequip.com



Galbreath is a Wastequip brand